



FARROW & BALL®

FINISHES & APPLICATION

Your guide to choosing and applying our finishes

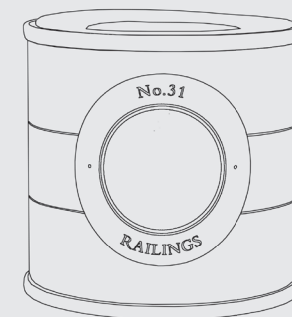
CONTENTS

- 2 Introducing Farrow & Ball
- 3 The Interior Range
- 5 The Exterior Range
- 7 The Estate Range
- 9 Application
- 13 Wallpaper
- 15 Our Finishes at a Glance

INTRODUCING FARROW & BALL

Perfecting paint is both an art and a science. That's why we're constantly refining our recipes, striving for even better coverage, even longer-lasting results and even easier application. You're sure to find the perfect paint for your project in one of our three ranges: The Interiors Range, The Exteriors Range, The Estate Range. For more detailed technical advice, please see our Product Advice Sheets, available at [farrow-ball.com](https://www.farrow-ball.com).

Part of perfecting paint is being mindful of how we make it and the impact we have. From sourcing the finest ingredients through our fully audited, ethical supply chain to using 100% renewable energy and sending zero manufacturing waste to landfill, we take our responsibility seriously. To find out more about our consciously crafted approach, read our [Responsibility Report](#).



DEAD FLAT

INTERIOR WALLS, CEILINGS, WOODWORK AND METAL

Our ultra-matt, impressively durable finish for interior walls, ceilings, woodwork and metal. 2% sheen.

Dead Flat is:

- Our most matt finish
- Multi-surface
- Washable and wipeable
- Water based
- Low odour, Trace VOC
- Quick drying
- Toy safe
- Available in our full range of colours
- A+ rated for indoor air quality

SPECIFICATIONS

COVERAGE

Up to 12m²/l per coat

TIN SIZES

750ml, 2.5l, 5l

SHEEN LEVEL

2%

DRYING TIME

Dry in 2 hours, recoat in 4 hours

MODERN EMULSION

INTERIOR WALLS AND CEILINGS

Our washable finish for interior walls and ceilings, including kitchens and bathrooms. Protected against mould. 7% sheen.

Modern Emulsion is:

- Matt finish
- Mould protected
- Washable and wipeable
- Water based
- Low odour, Trace VOC
- Quick drying
- Toy safe
- Available in our full range of colours
- A+ rated for indoor air quality

SPECIFICATIONS

COVERAGE

Up to 12m²/l per coat

TIN SIZES

2.5l, 5l

SHEEN LEVEL

7%

DRYING TIME

Dry in 2 hours, recoat in 4 hours

FLAT EGGSHELL

INTERIOR WOOD, METAL AND CONCRETE SURFACES

Our low-sheen, super-tough finish for interior wood, metal and concrete, including interior floors. 20% sheen.

Flat Eggshell is:

- Low-sheen finish
- Scuff and stain resistant
- Washable and wipeable
- Water based
- Low odour, Minimal VOC
- Quick drying
- Toy safe
- Available in our full range of colours
- A+ rated for indoor air quality

SPECIFICATIONS

COVERAGE

Up to 12m²/l per coat

TIN SIZES

750ml, 2.5l, 5l

SHEEN LEVEL

20%

DRYING TIME

Dry in 2 hours, recoat in 4 hours

MODERN EGGSHELL

INTERIOR WOOD, METAL AND CONCRETE SURFACES

Our mid-sheen, super-tough finish for interior wood, metal and concrete, including interior floors. 40% sheen.

Modern Eggshell is:

- Mid-sheen finish
- Scuff and stain resistant
- Washable and wipeable
- Water based
- Low odour, Minimal VOC
- Quick drying
- Toy safe
- Available in our full range of colours
- A+ rated for indoor air quality

SPECIFICATIONS

COVERAGE

Up to 12m²/l per coat

TIN SIZES

750ml, 2.5l, 5l

SHEEN LEVEL

40%

DRYING TIME

Dry in 2 hours, recoat in 4 hours

EXTERIOR MASONRY

EXTERIOR WALLS AND ACCESSORIES

Our durable, breathable, water-resistant finish for exterior brick and render. Lasts up to 15 years.* 2% sheen.

Exterior Masonry is:

- Very flat matt finish
- Highly breathable
- Water resistant
- Protected from fungi and algae
- Water based
- Toy safe
- Low odour, Minimal VOC
- Quick drying
- Available in a wide range of colours **
- A+ rated for air quality

* Providing it has been applied in accordance with our Product Advice Sheets, which can be found on farrow-ball.com. Not suitable for use on highly alkaline or very porous surfaces such as lime render or fletton bricks. ** For available colours please visit farrow-ball.com

SPECIFICATIONS

COVERAGE
Up to 8m²/l per coat

TIN SIZES
5l

SHEEN LEVEL
2%

DRYING TIME
Dry in 2 hours, recoat in 5 hours



FULL GLOSS

INTERIOR AND EXTERIOR WOOD AND METAL

Our durable, high-sheen finish for interior/ exterior wood and metal. Lasts up to 6 years.* 95% sheen.

Full Gloss is:

- High-gloss finish
- Washable and wipeable
- Water based
- Low odour, Low VOC
- Quick drying
- Toy safe
- Available in our full range of colours
- A+ rated for air quality

* Providing it has been applied in accordance with our Product Advice Sheets, which can be found on farrow-ball.com. Please note, this product is not suitable for use on exterior plastic surfaces or decking.

SPECIFICATIONS

COVERAGE
Up to 12m²/l per coat

TIN SIZES
750ml, 2.5l

SHEEN LEVEL
95%

DRYING TIME
Dry in 2 hours, recoat in 4 hours

EXTERIOR EGGSHELL

EXTERIOR WOOD AND METAL

Our durable, breathable finish for exterior wood and metal. Lasts up to 6 years.* 20% sheen.

Exterior Eggshell is:

- Mid-sheen finish
- Flexible and breathable
- Water resistant
- Protected from fungi and algae
- Water based
- Toy safe
- Low odour, Trace VOC
- Quick drying
- Available in a wide range of colours **
- A+ rated for air quality

* Providing it has been applied in accordance with our Product Advice Sheets, which can be found on farrow-ball.com. Please note, this product is not suitable for use on exterior plastic surfaces or decking. ** For available colours please visit farrow-ball.com

SPÉCIFICATIONS

COVERAGE
Up to 13m²/l per coat

TIN SIZES
750ml, 2.5l

SHEEN LEVEL
20%

DRYING TIME
Dry in 2 hours, recoat in 4 hours

ESTATE EMULSION®

INTERIOR WALLS AND CEILINGS

Estate Emulsion is our classic finish for interior walls and ceilings in low-traffic areas. Its distinctive chalky matt finish minimises imperfections, and scatters light to fully express the depth of our colours. The flat, velvety effect it creates even brings added richness to darker colours.

Estate Emulsion is:

- Chalky, very flat matt finish
- Quick drying
- Water based
- A+ rated for indoor air quality
- Toy safe
- Available in our full range of colours
- Low odour, Trace VOC

SPECIFICATIONS

COVERAGE

Up to 14m²/l per coat

TIN SIZES

100ml, 2.5l, 5l

SHEEN LEVEL

2%

DRYING TIME

Dry in 2 hours, recoat in 2 hours

CASEIN DISTEMPER

INTERIOR PLASTER WALLS AND CEILINGS

Casein Distemper offers a very flat, matt finish with a breathable, permeable structure suited to plaster walls and ceilings.

Casein Distemper is:

- Very flat matt finish
- Highly breathable
- Quick drying
- Water based
- Available in a wide range of colours*
- Low odour, Trace VOC
- Brush application only

SPECIFICATIONS

COVERAGE

Up to 13m²/l per coat

TIN SIZES

2.5l, 5l

SHEEN LEVEL

2%

DRYING TIME

Dry in 2 hours, recoat in 4 hours

* For available colours please visit farow-ball.com

SOFT DISTEMPER

INTERIOR WALLS, CEILINGS AND PLASTERWORK

Soft Distemper is a very soft, powdery finish for detailed interior plasterwork. Its blend of natural resin and minerals means it can be delicately applied, allowing detail to be preserved on intricate mouldings.

Soft Distemper is:

- Very flat matt finish
- Easy to remove for detailing
- Quick drying
- Water based
- Available in a wide range of colours*
- Low odour, Trace VOC
- Brush or spray application only

SPECIFICATIONS

COVERAGE

Up to 13m²/l per coat

TIN SIZES

5l

SHEEN LEVEL

2%

DRYING TIME

Dry in 2 hours, no recoat required

* For available colours please visit farow-ball.com

LIMEWASH

INTERIOR WALLS AND CEILINGS AND EXTERIOR WALLS

Our breathable finish for interior/exterior lime rendered walls. Professional application advised. 2%% sheen.

Limewash is:

- Very flat matt finish
- Quick drying
- Highly breathable
- Water based
- A+ rated for indoor air quality
- Available in a wide range of colours*
- Trace VOC

SPECIFICATIONS

COVERAGE

Variable (depending on conditions)

TIN SIZES

5l

SHEEN LEVEL

2%

DRYING TIME

Dry in 3 hours, recoat in 12 hours

* For available colours please visit farow-ball.com

APPLICATION ADVICE

Once you've chosen your finish and colour, you can start thinking about application. From preparing your surface to choosing tools for a flawless finish, our tips will guide you through the next steps to creating a result you can be proud of. This is our pocket-sized guidance – for more detailed technical advice, please see our Product Advice Sheets at farrow-ball.com.

APPLICATION METHODS

Our paints can be applied by brush, roller, or paint sprayer,* giving you the option to work in the way you find most comfortable. Below, you'll find a few tips for getting the very best out of our paint.

However you choose to apply, we always recommend you stir paint thoroughly before use to ensure equal mixing of ingredients, which helps to create a more even finish.

BY BRUSH:

- For walls: apply paint in a vertical direction with a fine-tipped synthetic brush, then spread out evenly in a horizontal direction. On the final coat, apply long, gentle strokes in a single direction to help minimise brush marks.
- For trim: load the brush well and apply a generous first coat, working first vertically and then horizontally. Finish in a single direction using light pressure, with the brush at approximately 30°.
- Don't be tempted to 'overwork' the paint – brushing it out into thin, even coats may create excess brush marks.

* Some of our paint finishes are subject to different application advice. Please check your chosen finish's Product Advice Sheet for details.

BY ROLLER:

- Using a medium pile woven polyester roller, apply the paint in diagonal strokes, making an 'M', 'W', or 'V' shape. Fill in over the shape you have just painted to spread the paint evenly. Repeat this process, working in small sections at a time.
- Always work from wet to dry areas, maintaining a wet edge to minimise roller marks.
- On the final coat, gently go back over the paint in a single direction to minimise any roller patterning effects.

BY SPRAYER:

- We recommend referring to the Product Advice Sheets on our website for guidance.
- Depending on the apparatus used, the paint may need to be diluted with water by up to 30%.
- Experiment with your spray equipment's settings before you start, testing on a piece of cardboard or an inconspicuous area until you're happy with the effect.
- Apply several thin coats, allowing each one to dry fully before recoating.

OUR TOOLS

Our own paintbrushes and rollers are specially designed to work in harmony with our water-based paints. From wide masonry brushes, allowing you to effortlessly cover large areas, to smaller detail brushes perfect for precision work, you'll find them all online at farrow-ball.com.

PREPARING SURFACES

Surface preparation is key to making your paint last. To get your surface ready for painting, we always recommend that you make sure it's clean, dry, and free of any grease, mould, or algae. You should also fill or seal any large or noticeable imperfections.

For more detailed advice on the correct steps for preparing different surfaces, please visit farrow-ball.com.

OUR PRIMERS & UNDERCOATS

We recommend pairing our paints with our Primers & Undercoats to minimise imperfections, improve adhesion and coverage, and increase the richness and depth of your chosen colour.

Crafted with the same high-quality ingredients as our paints, our Primers & Undercoats are available in up to four complementary tones for a number of interior and exterior surfaces, helping to create longer-lasting colour wherever you choose to paint.

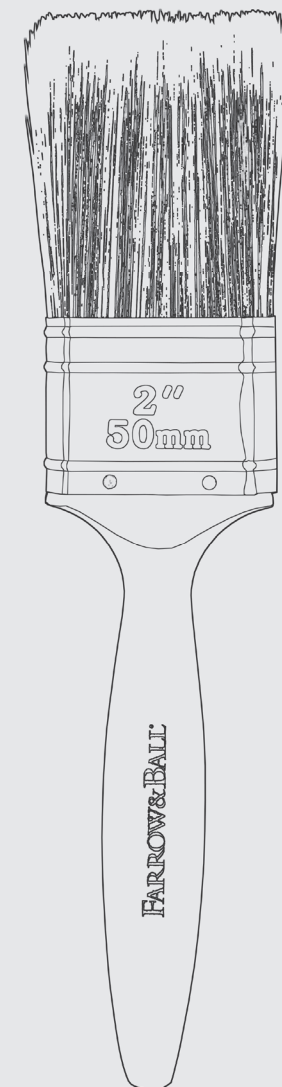
CHOOSING YOUR PRODUCT

To find the recommended Primer & Undercoat for your project, turn to Our Finishes at a Glance on page 15, where you'll find descriptions of each undercoat, plus their recommended surfaces, tin sizes, and drying and recoat time. To find the recommended tone of Primer & Undercoat for your chosen topcoat colour, see the back of our colour card or visit farrow-ball.com.

PRIMING ADVICE

Here are some things we recommend bearing in mind before, during, and after priming:

- For highly absorbent surfaces, such as new plaster and dry-lined walls, we recommend first applying a mist coat of either your topcoat or your Primer & Undercoat diluted with up to 20% water.
- Always let the recommended drying time pass between coats – you'll find these in the table at the back of this booklet, but please be aware that these can vary depending on factors like temperature, humidity, and the colour being applied, as darker colours can take slightly longer to cure.
- We always recommend using the same brand for all coats to avoid incompatibility issues.



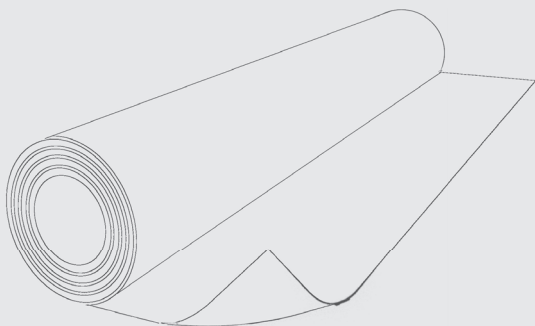
FARROW & BALL WALLPAPER

Our exquisitely tactile wallpapers are made with our own paints, which are applied to traditionally woven, responsibly sourced paper. This makes it easier to choose effortless combinations of paint and wallpaper for your home. Every roll is handcrafted using traditional methods at our Dorset factory, where our experts oversee each step of the process. First, paint is applied to the paper to create the ground colour. Next, the pattern – whether floral, damask, stripe, or geometric – is applied, some with carved blocks or rollers, others by dragging the paper under a specially cut pad to create the design. Finally, a transparent layer of protective glaze is applied, ensuring a wipeable surface and vibrant, long-lasting colour.

All the paper we use is sourced from sustainably managed forests to minimise our impact on the environment. Plus, because our wallpaper contains no vinyl, any offcuts are recyclable. Do check the specific policy in your local area to see how to recycle yours.

CALCULATING WALLPAPER QUANTITIES

To ensure you only have to order what you need, we recommend asking your decorator for their estimate, or getting in touch with our sales team. Email sales@farrow-ball.com, step in store, or call +44 (0)1202 876141 with the name of the design you have chosen and the height and width of the walls you'd like to paper, and they'll help you calculate how many rolls you'll need. Rolls are 10m x 53cm with varying repeats.



HANGING WALLPAPER

Once you've ensured your surface is clean, dry, and free from any traces of dirt, old wallpaper, or flaking paint, you can begin hanging your paper.

1. Check the pattern repeat before cutting the lengths according to the height of the wall, allowing five to seven centimetres at the top and bottom for trimming.
2. Working from the centre outwards, apply a generous, even coat of paste to the reverse of the paper. Ensure you work right to the edges but that no paste comes into contact with the pattern side, as this can cause flaking and discolouration to develop.
3. Fold the paper with pasted side inwards and allow the paper to soak for 10 minutes until pliable. Make sure the paper doesn't become too wet, otherwise it may shrink back as it dries.
4. Ensure paper edges butt up to the adjacent lengths but avoid overlapping edges.

FOR BEST RESULTS

- We recommend hanging our wallpaper onto good quality lining paper.
- Our Farrow & Ball Wallpaper Paste comes in powder form in a tube that doubles up as a measuring jug, making mixing and maintaining an even consistency easier. Each tube can be used to hang five rolls of wallpaper.
- Once you've hung your paper, we suggest turning off the central heating overnight, allowing the paper to dry naturally.

For more detailed information, please visit farrow-ball.com.

OUR FINISHES AT A GLANCE

- = Highly recommended
 ◐ = Specialist use (please contact our customer services team for advice before using our products for these applications)
 - = Not recommended

| FINISHES | DESCRIPTION | PRODUCT USE | | | | | | | | | | | | | | | | LOOK | APPLICATION | | | | |
|--|--|--------------------|-----------------------|----------|-----------|-------------------------------|-------------------|--------------------|--------------------|------------------------|--------------------------|-------------------|--------------------|--------------------|------------------|------------------|------------------------------|-----------------|-----------------------|--------------------|----------------------|---------------------|-----------------------------|
| | | WALLS AND CEILINGS | WALLS IN BUSIER AREAS | KITCHENS | BATHROOMS | FINE PLASTERWORK AND CEILINGS | INTERIOR WOODWORK | INTERIOR METALWORK | INTERIOR FURNITURE | INTERIOR WOODEN FLOORS | INTERIOR CONCRETE FLOORS | EXTERIOR WOODWORK | EXTERIOR METALWORK | EXTERIOR FURNITURE | EXTERIOR MASONRY | UNSTABLE MASONRY | PRODUCT LOOK AND SHEEN LEVEL | | SIZE OF TIN AVAILABLE | COVERAGE PER LITRE | RECOMMENDED COATS ** | DRYING TIME (HOURS) | TYPICAL RECOAT TIME (HOURS) |
| THE INTERIOR RANGE | | | | | | | | | | | | | | | | | | | | | | | |
| Our tough, washable finishes for every room | | | | | | | | | | | | | | | | | | | | | | | |
| Dead Flat | Interior walls, ceilings, woodwork and metal | ● | ● | ◐ | - | - | ● | ● | ● | - | - | - | - | - | - | - | Ultra matt 2% | 750ml, 2.5l, 5l | 12 m ² | 2 | 2 | 4 | |
| Modern Emulsion | Interior walls and ceilings | ● | ● | ● | ● | - | ◐ | ◐ | ◐ | - | - | - | - | - | - | - | Matt 7% | 2.5l, 5l | 12 m ² | 2 | 2 | 4 | |
| Flat Eggshell | Interior wood, metal and concrete | ● | ● | ● | ● | - | ● | ● | ● | ● | ● | - | - | - | - | - | Low sheen 20% | 750ml, 2.5l, 5l | 12 m ² | 2 | 2 | 4 | |
| Modern Eggshell | Interior wood, metal and concrete | ● | ● | ● | ● | - | ● | ● | ● | ● | ● | - | - | - | - | - | Mid sheen 40% | 750ml, 2.5l, 5l | 12 m ² | 2 | 2 | 4 | |
| THE EXTERIOR RANGE | | | | | | | | | | | | | | | | | | | | | | | |
| Our durable, weather-resistant finishes. | | | | | | | | | | | | | | | | | | | | | | | |
| Full Gloss | Interior and exterior wood and metal | ● | ● | ● | - | - | ● | ● | ● | - | - | ● | ● | ● | ◐ | - | High gloss 95% | 750ml, 2.5l | 12 m ² | 2 | 2 | 4 | |
| Exterior Eggshell | Exterior wood and metal | ◐ | ◐ | ◐ | - | - | ◐ | ◐ | ◐ | - | - | ● | ● | ● | ◐ | - | Low sheen 20% | 750ml, 2.5l | 12 m ² | 2 | 2 | 4 | |
| Exterior Masonry | Exterior masonry | ◐ | - | - | - | - | - | - | - | - | - | - | - | - | ● | - | Very matt 2% | 5l | 8 m ² | 2 | 2 | 5 | |
| THE ESTATE RANGE | | | | | | | | | | | | | | | | | | | | | | | |
| Our specialist finishes for sought-after aesthetics and period properties. | | | | | | | | | | | | | | | | | | | | | | | |
| Estate Emulsion® | Interior walls and ceilings | ● | - | - | - | - | - | - | - | - | - | - | - | - | - | - | Very matt 2% | 100ml, 2.5l, 5l | 14 m ² | 2 | 2 | 2 | |
| Casein Distemper | Interior plaster walls and ceilings | ● | ◐ | ◐ | - | - | - | - | - | - | - | - | - | - | - | - | Very matt 2% | 2.5l, 5l | 13 m ² | 2 | 2 | 4 | |
| Soft Distemper | Interior ceilings and detailed plasterwork | - | - | - | - | ● | - | - | - | - | - | - | - | - | - | - | Very matt 2% | 5l | 13 m ² | 2 | 2 | N/A | |
| Limewash | Interior or exterior. Professional application advised | ● | ◐ | ◐ | - | - | - | - | - | - | - | - | - | - | ● | - | Very matt 2% | 5l | Varies on conditions | 4 | 3 | 12 | |
| PRIMERS & UNDERCOATS | | | | | | | | | | | | | | | | | | | | | | | |
| Our Primers & Undercoats for richer colour and longer-lasting results. | | | | | | | | | | | | | | | | | | | | | | | |
| Metal Primer & Undercoat | Inhibits rust on interior and exterior bare metal surfaces. | - | - | - | - | - | - | ● | ◐ | - | - | - | ● | ● | - | - | N/A | 750ml | 12 m ² | 2 | 2 | 4 | |
| Wall & Ceiling Primer & Undercoat | Interior walls and ceilings | ● | ● | ● | ● | - | - | - | - | - | - | - | - | - | - | - | N/A | 2.5l, 5l | 12 m ² | 1 | 2 | 4 | |
| Wood Primer & Undercoat | Interior and exterior including floorboards and knotty areas | - | - | - | - | - | ● | - | ● | ● | - | ● | - | - | - | - | N/A | 750ml, 2.5l | 12 m ² | 1 | 2 | 4 | |
| Masonry & Plaster Stabilising Primer | Unsound interior and exterior masonry | ◐ | ◐ | ◐ | ◐ | - | - | - | - | - | ● | - | - | - | ◐ | ● | N/A | 5l | 20 m ² | 1 | 2 | 4 | |

* A range of resin technologies makes sure each finish works for its intended surface. Coverage figures are based on one coat. For the best possible results and a smooth even finish, we recommend one coat of Primer & Undercoat and two coats of paint.

** Additional coats may be required depending on surface and topcoat colour.

HOW TO ORDER

farrow-ball.com | +44 (0)1202 876141 | sales@farrow-ball.com



Farrow & Ball, Uddens Estate, Wimborne, Dorset, BH21 7NL
Finishes & Application booklet - English - 2025